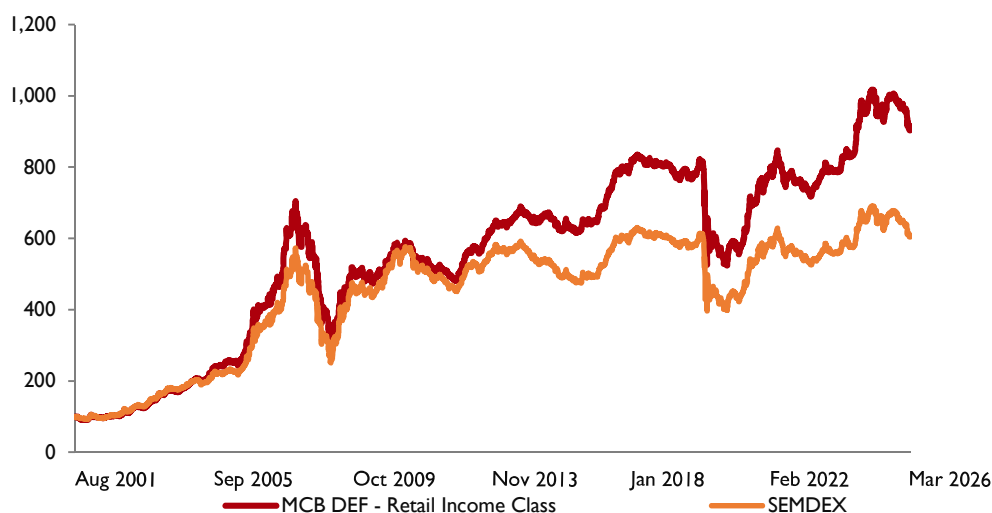


|            | <b>NAV</b>   | <b>Issue price</b> | <b>Rep. price</b> | <b>Fund Size</b> |
|------------|--------------|--------------------|-------------------|------------------|
| <b>MUR</b> | <b>51.51</b> | <b>52.25</b>       | <b>51.03</b>      | <b>326.8m</b>    |

### Investment objective

MCB Domestic Equities Fund is an open-ended fund constituted under the MCB Unit Trust, duly authorised under the Securities Act 2005. Its objective is to achieve long-term capital appreciation through investment in a diversified portfolio of listed equities in Mauritius.

### Evolution of performance (MUR)



| <b>Cumulative perf.</b> | <b>1 month</b> | <b>YTD</b> | <b>1 Year</b> | <b>5 Years</b> | <b>Inception</b> |
|-------------------------|----------------|------------|---------------|----------------|------------------|
| Retail Income Class     | -4.9%          | -7.5%      | -9.2%         | 57.9%          | 803.4%           |
| SEMDEX                  | -4.6%          | -7.1%      | -11.0%        | 38.3%          | 504.5%           |

| <b>Annualised performan</b> | <b>3 Year</b> | <b>5 Years</b> | <b>10 Years</b> | <b>20 Years</b> | <b>Inception</b> |
|-----------------------------|---------------|----------------|-----------------|-----------------|------------------|
| Retail Income Class         | 7.2%          | 9.6%           | 3.7%            | 6.5%            | 9.3%             |
| SEMDEX                      | 4.1%          | 6.7%           | 2.1%            | 4.9%            | 7.6%             |

| <b>Discrete perf.</b> | <b>CY2025</b> | <b>CY2024</b> | <b>CY2023</b> | <b>CY2022</b> | <b>CY2021</b> |
|-----------------------|---------------|---------------|---------------|---------------|---------------|
| Retail Income Class   | 1.3%          | 22.5%         | 2.8%          | 0.3%          | 28.9%         |
| SEMDEX                | -0.9%         | 17.9%         | -0.8%         | -2.0%         | 27.3%         |

**Investment Manager**  
MCB Investment Management Co Ltd

**Launch Date**  
31 August 2001

**Initial offer price**  
MUR.10.00 per unit

**Dealing Day**  
Every Friday

**Bloomberg Code** MCBDEF0 MP

**Citi Code** K2JX

#### Minimum investments

Lump-sum investment: Equi. of 50 units  
Monthly Savings Plan: MUR.500/month

#### Main Fees and Charges

Entry Fee: 0.75%, incl. in the issue price  
Exit Fee: 0.25%, incl. in the rep. price  
Investment Man. Fee: 1.00% p.a.  
Trustee Fee: Upto 0.10% p.a.  
Custodian Fee: Upto 0.10% p.a.  
Registrar Fee: Up to 0.25% p.a.

#### Application and Redemption Forms

Downloadable from the website of the Trust at [www.mcbcm.mu/funds](http://www.mcbcm.mu/funds) and available at the office of the Principal Distributor and/or the Manager. All forms to be received at the office of the Principal Distributor and/or the Manager by 2 p.m on the Dealing Day.

**Daily publication of prices per unit**  
[www.mcbcm.mu/funds](http://www.mcbcm.mu/funds)

#### Main Risk Factors

Market Risk, Currency Risk, Interest Rate Risk, Emerging Markets Risk. Please refer to the Prospectus for a detailed explanation of risk factors.

#### Risk and reward profile

KIID Synthetic Risk Reward Indicator\* :  
Low       High

\* Calculated in accordance with the general methodology defined by the European Securities and Markets Authority (ESMA).

#### Performance

Where applicable, all returns are based on NAV to NAV (dividends reinvested).

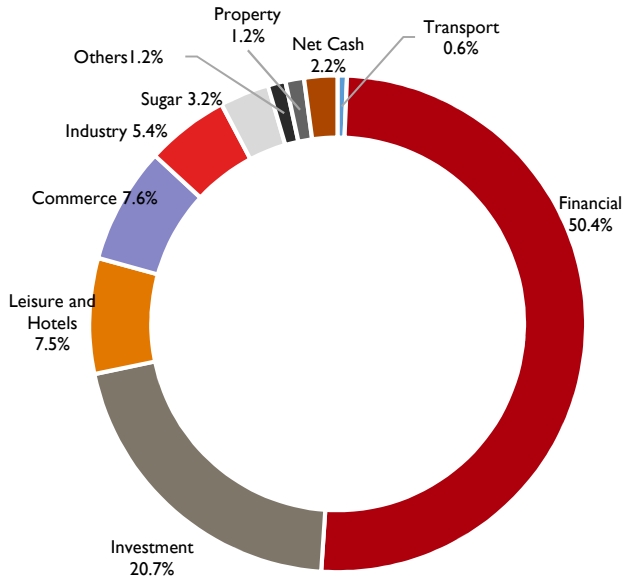
#### Dividend distribution

Dividends are declared in December and paid in January. Please refer to the Prospectus for a detailed explanation of the dividend policy.

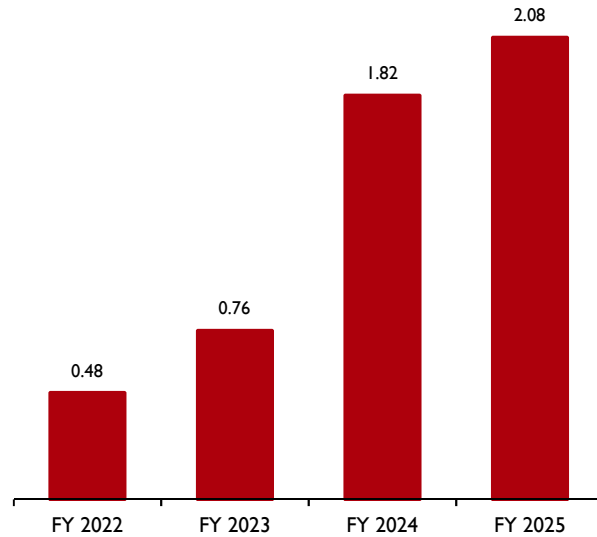
#### Principal distributor

MCB Securities Ltd  
Sir William Newton Street, Port Louis  
Telephone: 207-6868  
Email: [mcbfunds@mcbcm.mu](mailto:mcbfunds@mcbcm.mu)  
Website: [www.mcbcapitalmarkets.mu](http://www.mcbcapitalmarkets.mu)

**Portfolio Mix**



**Dividend per unit (Rs)**



**Top 10 Holdings**

|                                   |       |
|-----------------------------------|-------|
| MCB Group Limited Ordinary Shares | 37.4% |
| SBM Holdings Ltd                  | 7.2%  |
| IBL Ltd                           | 5.9%  |
| ER Group Limited                  | 4.9%  |
| CIEL Limited                      | 4.2%  |
| Promotion and Development Ltd     | 3.4%  |
| CIM Financial Services Ltd        | 3.1%  |
| Phoenix Beverages Ltd             | 3.0%  |
| Sun Limited                       | 2.9%  |
| Terra Mauricia Ltd                | 2.2%  |

**DISCLAIMER**

This document is provided for information purposes only and is not a solicitation or an offer to buy or sell any fund. MCB General Fund (the "Fund") is authorised as a collective investment scheme by the Financial Services Commission of Mauritius ("FSC") and is suitable only for such persons described in the prospectus. The full version of the prospectus and the subscription documents can be obtained upon request from the Manager. MCB Investment Management Co. Ltd (the "Manager") accepts no liability or responsibility whatsoever for any consequential loss of any kind arising out of the use of this document or any part of its contents. Any past performance figures as published herein are not to be taken as a guide to future returns. As is true for any investment in any collective investment scheme, investment in the securities herein is not guaranteed. The value of the investment may go up as well as down and the investor may not get back his initial capital. In certain circumstances an investor's right to redeem his investment may be suspended. Indices are used for comparative purposes only. The Manager is duly licensed by the FSC as CIS Manager and Investment Adviser (Unrestricted). MCB Securities Ltd is duly licensed by the FSC as Investment Dealer (Full Service Dealer Including Underwriting). MCB Registry & Securities Ltd is duly licensed by the FSC as Registrar & Transfer Agent.