




**ROGERS breaks above Rs38.00**

Semdex  2,481.23 Sem-10  462.62 Demex  233.59  
 The **SEMDEX** inches up by 9.64 points to close at 2,481.23 (+0.4%). **Industry: PIM** gains +5.1% to close at Rs41.00, **UBP** moves up to Rs82.00 (+0.6%).  
 Market Value Traded (MVT) for the day amounts to Rs72.8m, with volume traded of 2.5m.

Foreign investors are net sellers with Foreign Investor Sales (FIS) of Rs0.7m, compared to Foreign Investor Purchases (FIP) of Rs0.03m.

**ROGERS** breaks above Rs38.00 to close today's session at a 52-week high of Rs38.50 (+4.1%). Value traded for the day amounts to Rs1.8m. Its market capitalization currently stands at Rs9.7bn, with a PE and dividend yield of 3.8x and 3.5% respectively.

**Investments: ALTEO** Rs13.00 (+4.8%), **BMH** Rs26.00 (+0.2%), **CIEL** Rs10.55 (-0.5%), **ENL** Rs24.00 (+2.8%), **MDIT** Rs1.99 (+9.3%), **MSE** Rs86.00 (+4.9%), **POLICY** Rs4.60 (+0.9%), **TERRA** Rs23.05 (+0.2%), **UTDL** Rs76.50 (+2.0%).

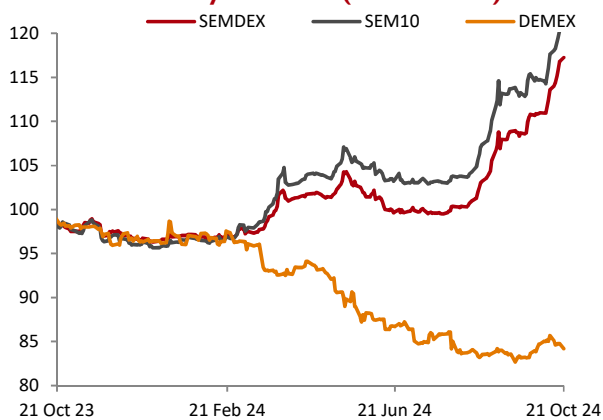
**Leisure & Hotels: LOTO** rises to Rs5.30 (+1.9%), **LUX** inches up to Rs56.25 (+0.5%), **SUN** advances further to Rs57.75 (+0.4%).

**Sugar: OMNICANE** inches lower to Rs19.95 (-0.3%).

**Finance: MUA** drops to Rs79.75 (-0.3%).





























**Information, Communication & Technology: EMTEL** inches lower to Rs22.00 (-0.9%).

**Commerce: IBL** retreats to Rs41.05 (-0.1%).

**Market Indices: 1 year Trend (Rebased 100)**

**Market Activity**

Top gainers		Top losers	
MDIT	9.3%	CMSP.D0160	-4.9%
PIM	5.1%	EMTEL	-0.9%
MEDINE	4.9%	CIEL	-0.5%
ALTEO	4.8%	MUA	-0.3%
ROGERS	4.1%	OMNICANE	-0.3%
Most Active (Value)		Key Market Statistics	
MCBG	22.1 m	Market Cap (Rs)	327.5 bn
IBLL.D0146	5.1 m	Market Cap (USD)	7.1 bn
TERRA	4.4 m	Market Div Yield	4.1%
CIEL	4.0 m	Market P/E	7.1x
MEDINE	3.9 m	FI Participation	0.5%

**Summary Market Data**

		Closing	ID Δ	IM Δ	3 M Δ	1 year trend
<b>Mauritius</b>						
SEMDEX		2,481.23	0.4%	7.89%	17.7%	
SEM-ASI		2,203.75	0.31%	6.7%	14.0%	
SEM-VWAP		2,202.50	0.8%	6.6%	14.0%	
SEM10		462.62	0.2%	6.5%	16.9%	
DEMEX		233.59	-0.7%	1.3%	-1.2%	
<b>Global Indices</b>						
Japan: Nikkei 225		38,981.75	0.2%	7.2%	-2.9%	
US: S&P 500		5,864.67	0.4%	4.4%	5.8%	
UK: FTSE 100		8,358.25	-0.3%	1.3%	1.9%	
Europe: Euro Stoxx 50		4,986.27	0.8%	3.1%	2.4%	
<b>Emerging Market Indices</b>						
Brazil: IBOVESPA		130,499.3	-0.2%	-2.4%	2.2%	
Russia: MICEX		2,805.79	-	2.0%	-5.7%	
India: SENSEX		81,224.75	0.3%	-2.1%	-0.1%	
China: Shanghai Comp		3,261.56	2.9%	20.0%	9.6%	
South Africa: JSE All Share		87,201.49	0.7%	5.4%	9.3%	

Commodities		Closing	ID Δ	12M Δ	Currencies		Closing	ID Δ	12M Δ
Oil (Brent)	↓	73.06	-1.9%	-20.2%	USDMUR	↓	46.35	-1.2%	3.5%
Gold	↑	2,721.46	1.1%	39.7%	EURMUR	↓	50.90	-1.07%	6.9%
Platinum	↑	1,015.31	1.9%	14.3%	GBPMUR	↓	61.44	-1.1%	12.0%

Selected stocks		Closing	VWAP	P/E	FIP	FIS	ID Δ	1M Δ	3M Δ
<b>SEM-10</b>									
MCBG	⇒	455.00	455.00	7.14	-	-	-	4.6%	19.0%
IBLL	↓	41.05	41.05	8.59	-	-	-0.1%	-0.4%	2.4%
SBMH	⇒	6.08	6.09	3.64	-	-	-	12.6%	29.4%
AFREXIM	⇒	2.70	2.70	3.18	-	0.013 m	-	-	-5.3%
VIVO	⇒	353.00	353.00	21.90	-	-	-	1.5%	0.9%
CIEL	↓	10.55	10.55	6.36	-	0.5 m	-0.5%	27.1%	44.1%
SUN	↑	57.75	57.83	5.05	-	-	0.4%	11.1%	29.8%
ROGERS	↑	37.00	37.50	3.80	-	-	4.1%	4.8%	11.4%
ASCENCIA	⇒	20.50	20.53	8.40	-	-	-	6.5%	13.9%
ENL	↑	24.00	23.62	4.29	-	0.1 m	2.8%	11.4%	20.0%

#### DEM Most Active (3-month average)

MIWA	↓	0.26	0.25	10.4	-	-	-3.7%	18.2%	-
ATTITUDE	⇒	11.15	11.15	18.3	-	0.84 m	-	0.9%	8.8%
EUDCOS	⇒	16.00	16.00	11.9	-	-	-	-	0.3%

#### Latest Upcoming Entitlements

Ann. Date	Company	Market	Event	Type	Rs/share	Ex date	Payment Date
27-Sep-24	MCBG	Official	Dividend	Final	13.50	20-Nov-24	20-Dec-24
27-Sep-24	MCBG PREF	Official	Dividend	Final	0.24	28-Nov-24	31-Dec-24
26-Sep-24	ADBF	Official	Dividend	Interim	USD 0.31	14-Oct-24	4-Nov-24
26-Sep-24	MISB	Official	Dividend	Interim	USD 0.15	14-Oct-24	4-Nov-24

#### Latest Announcements

Date	Company	Details
17-Oct-24	CMSP (I)	An additional offer for subscription and listing of secured credit-linked notes for an aggregate nominal amount of up to MUR 700,000,000 at an Issue Price per Note of MUR 1,009 (inclusive of accrued interests) each on the Official Market of the SEM has been approved by the Listing Executive Committee of the SEM. The Key dates are as follows: <b>Offer opening date:</b> 17 October 2024, <b>Offer closing date:</b> 15 November 2024, <b>Settlement date:</b> 21 November 2024, <b>Issue, Interest Start and First Trading date:</b> 27 November 2024
16-Oct-24	SACREIL	Dealings in Class A shares of Sanlam Africa Core Real Estate Investments Limited (SACREIL) have been suspended as from market close on 16 October 2024. However, the suspension will be lifted temporarily to allow transfers relating to the compulsory acquisition of the shares of the dissenting shareholders of SACREIL to be effected on the Crossing Board.

MCB Stockbrokers Ltd (the “Company”) issues from time to time publications on specific companies, groups or sectors. Our publications should not be construed as offers or solicitations to buy or sell securities. The information and opinions contained therein have been compiled or arrived at by the Company from sources believed to be reliable and in good faith, but no representation or warranty, express or implied, is made as to their accuracy, completeness or correctness. All our opinions and estimates constitute the Company's own judgment as at respective dates of issue and are subject to change without notice. Our publications are published for the assistance of recipients, but are not to be relied upon as authoritative or taken in substitution for the exercise of judgment by any recipient. Neither the Company, nor any of its director, officer or employee accepts any liability whatsoever for any direct or consequential loss arising from any use of our publications. Furthermore, our publications may not be reproduced, distributed or published in whole or in part for any purpose, unless prior authorization is obtained from the Company. Further, these publications are always subject to our legal notices and disclaimers found on our website: <http://www.mcbscm.mu/legal>

#### For trading please contact:

Telephone: (+230) 202 5850

Email: [mcbsb@mcbscm.mu](mailto:mcbsb@mcbscm.mu)

MCB Stockbrokers Ltd  
Sir William Newton St, Port Louis

Website: [www.mcbscm.mu](http://www.mcbscm.mu)