

MEDINE surges 72.3% year-to-date

Semdex	↓	2,478.44	Sem-10	↓	461.64	Demex	↓	233.32
--------	---	----------	--------	---	--------	-------	---	--------

The **SEMDEX** closes nearly unchanged to 2,478.44 (-0.02%). Market Value Traded (MVT) for the day amounts to Rs134.4m, with volume traded of 2.7m.

Foreign investors are net sell with Foreign Investor Sales (FIS) of Rs1.7m, compared to Foreign Investor Purchases (FIP) of Rs0.2m.

MEDINE, constituent of the SEM-10 Reserve list, surges to Rs90.00 (+4.7%) with value traded for the day amounting to Rs4.0m. The stock features as top year-to-date performer with a return of 72.3%. Its market capitalization and dividend yield stand at Rs9.5bn and 5.8% respectively.

Finance: MCBG extends its winning streak to close at Rs459.00 (+0.4%).

Information, Communication & Technology: EMTEL closes unchanged at Rs22.00.

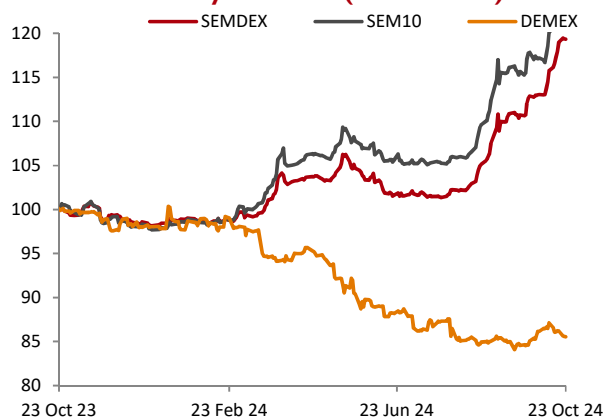
Commerce: IBL declines to Rs40.00 (-2.4%), **SHEL** advances to Rs354.00 (+0.9%).

Industry: PBL inches up to Rs533.00 (+0.2%).

Investments: CAUDAN Rs0.67 (-1.5%), **CIEL** Rs10.00 (-3.9%), **FINCORP** Rs17.00 (+3.0%), **MDIT** Rs1.94 (+2.1%), **NIT** Rs13.00 (+14.0%), **POLICY** Rs4.30 (+4.9%), **TERRA** Rs23.15 (+0.4%).














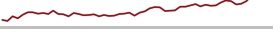
Leisure & Hotels: LOTO retreats to Rs5.26 (-0.8%), **NMH** moves lower to Rs15.00 (-2.9%). **SUN** breaks above Rs60.00, closing today's session at Rs61.00 (+3.4%).

Property: BLL drops to Rs0.56 (-6.7%).

Market Indices: 1 year Trend (Rebased 100)

Market Activity

Top gainers		Top losers	
NIT	14.0%	BLUELIFE	-6.7%
POLICY	4.9%	CIEL	-3.8%
MEDINE	4.7%	NMH.O	-2.9%
SUN	3.4%	IBLL	-2.4%
FINCORP	3.0%	CAUDAN	-1.5%
Most Active (Value)		Key Market Statistics	
MCBG	64.6 m	Market Cap (Rs)	327.1 bn
IBLL	43.1 m	Market Cap (USD)	7.1 bn
MEDINE	4.0 m	Market Div Yield	4.1%
SWANGEN	3.7 m	Market P/E	7.1x
TERRA	2.6 m	FI Participation	0.7%

Summary Market Data

		Closing	ID Δ	IM Δ	3 M Δ	1 year trend
Mauritius						
SEMDEX	↓	2,478.44	-0.0%	7.85%	17.6%	
SEM-ASI	↑	2,198.07	0.01%	6.5%	13.7%	
SEM-VWAP	↓	2,196.83	-0.1%	6.5%	13.7%	
SEM10	↓	461.64	-0.1%	6.6%	16.6%	
DEMEX	↓	233.32	-0.1%	1.1%	-2.1%	
Global Indices						
Japan: Nikkei 225	↓	38,411.96	-1.4%	1.8%	-3.0%	
US: S&P 500	↓	5,851.20	-0.0%	2.6%	5.2%	
UK: FTSE 100	↓	8,306.54	-0.1%	0.9%	1.3%	
Europe: Euro Stoxx 50	↓	4,939.31	-0.0%	1.4%	0.9%	
Emerging Market Indices						
Brazil: IBOVESPA	↓	129,951.4	-0.3%	-0.9%	1.6%	
Russia: MICEX	→	2,805.79	-	0.8%	-7.3%	
India: SENSEX	↓	80,220.72	-1.1%	-5.1%	-0.3%	
China: Shanghai Comp	↑	3,285.87	0.5%	20.1%	10.9%	
South Africa: JSE All Share	↓	86,752.88	-0.4%	3.5%	7.8%	

Commodities		Closing	ID Δ	12M Δ	Currencies		Closing	ID Δ	12M Δ
Oil (Brent)	↑	76.04	2.4%	-17.5%	USDMUR	↑	46.57	0.2%	4.1%
Gold	↑	2,749.01	1.1%	38.7%	EURMUR	↑	50.90	0.04%	5.5%
Platinum	↑	1,031.78	2.4%	14.7%	GBPMUR	↑	61.53	0.1%	11.1%

Selected stocks		Closing	VWAP	P/E	FIP	FIS	ID Δ	1M Δ	3M Δ
SEM-10									
MCBG	↑	459.00	456.26	7.18	-	-	0.4%	6.7%	20.0%
IBLL	↓	40.00	40.00	8.37	-	-	-2.4%	-3.0%	-
SBMH	⇒	6.00	6.00	3.59	0.2 m	-	-	9.5%	27.7%
AFREXIM	⇒	2.70	2.70	3.18	-	0.137 m	-	-	-5.3%
VIVO	↑	354.00	352.03	21.96	-	-	0.9%	1.7%	1.1%
CIEL	↓	10.00	10.00	6.02	-	-	-3.8%	20.5%	36.2%
SUN	↑	61.00	59.80	5.33	-	-	3.4%	17.3%	37.1%
ROGERS	⇒	38.50	38.50	3.80	-	-	-	9.1%	16.0%
ASCENCIA	⇒	20.00	20.00	8.20	-	-	-	3.9%	8.1%
ENL	⇒	24.00	24.00	4.29	-	1.6 m	-	11.4%	20.0%

DEM Most Active (3-month average)

SEMARIS	⇒	0.74	0.74	0.0	-	-	-	8.8%	27.6%
ABC Bank	↓	19.15	19.15	5.7	-	-	-0.5%	7.6%	0.3%
UTIN	⇒	4.30	4.30	3.5	-	-	-	-4.4%	43.3%

Latest Upcoming Entitlements

Ann. Date	Company	Market	Event	Type	Rs/share	Ex date	Payment Date
27-Sep-24	MCBG	Official	Dividend	Final	13.50	20-Nov-24	20-Dec-24
27-Sep-24	MCBG PREF	Official	Dividend	Final	0.24	28-Nov-24	31-Dec-24
26-Sep-24	ADBF	Official	Dividend	Interim	USD 0.31	14-Oct-24	4-Nov-24
26-Sep-24	MISB	Official	Dividend	Interim	USD 0.15	14-Oct-24	4-Nov-24

Latest Announcements

Date	Company	Details
17-Oct-24	CMSP (I)	An additional offer for subscription and listing of secured credit-linked notes for an aggregate nominal amount of up to MUR 700,000,000 at an Issue Price per Note of MUR 1,009 (inclusive of accrued interests) each on the Official Market of the SEM has been approved by the Listing Executive Committee of the SEM. The Key dates are as follows: Offer opening date: 17 October 2024, Offer closing date: 15 November 2024, Settlement date: 21 November 2024, Issue, Interest Start and First Trading date: 27 November 2024
16-Oct-24	SACREIL	Dealings in Class A shares of Sanlam Africa Core Real Estate Investments Limited (SACREIL) have been suspended as from market close on 16 October 2024. However, the suspension will be lifted temporarily to allow transfers relating to the compulsory acquisition of the shares of the dissenting shareholders of SACREIL to be effected on the Crossing Board.

MCB Stockbrokers Ltd (the “Company”) issues from time to time publications on specific companies, groups or sectors. Our publications should not be construed as offers or solicitations to buy or sell securities. The information and opinions contained therein have been compiled or arrived at by the Company from sources believed to be reliable and in good faith, but no representation or warranty, express or implied, is made as to their accuracy, completeness or correctness. All our opinions and estimates constitute the Company's own judgment as at respective dates of issue and are subject to change without notice. Our publications are published for the assistance of recipients, but are not to be relied upon as authoritative or taken in substitution for the exercise of judgment by any recipient. Neither the Company, nor any of its director, officer or employee accepts any liability whatsoever for any direct or consequential loss arising from any use of our publications. Furthermore, our publications may not be reproduced, distributed or published in whole or in part for any purpose, unless prior authorization is obtained from the Company. Further, these publications are always subject to our legal notices and disclaimers found on our website: <http://www.mcbscm.mu/legal>

For trading please contact:

Telephone: (+230) 202 5850

Email: mcbsb@mcbscm.mu

MCB Stockbrokers Ltd
Sir William Newton St, Port Louis

Website: www.mcbscm.mu