

SBMH declines to Rs5.64

Semdex	↑	2,359.24	Sem-I0	↑	440.92	Demex	↓	223.67
--------	---	----------	--------	---	--------	-------	---	--------

The **SEMDEX** inches up by 0.73 points to close at 2,359.24 (+0.03%). Market Value Traded (MVT) for the day amounts to Rs66.8m on a volume of 3.8m shares.

AFRICA CLEAN ENERGY SOLUTIONS LIMITED (ACES) jumps to USD0.73 (+43.1%) 8.3k units.

Foreigners are net sellers with foreign sales of Rs32.2m compared to foreign purchases of Rs30.6m.

SBMH extends its losing streak, slipping by -1.4% to close at Rs5.64. Trading activity remains subdued, with Rs1.2m in value traded, including foreign purchases of Rs57k against sales of Rs171.6k. At the current price, the stock offers a dividend yield of 8.9% and reflects a market capitalization of Rs17.1bn.

Finance: **CIM** rises by +8.5% to close at Rs15.90 on 10.1k units, **MCBG** inches lower to Rs450.00 (-0.1%) with value traded for the day amounting to Rs48m, **MUA** rises to Rs61.50 (+2.1%) on 0.3k units.

Commerce: **INNODIS** advances to Rs25.50 (+2.0%).

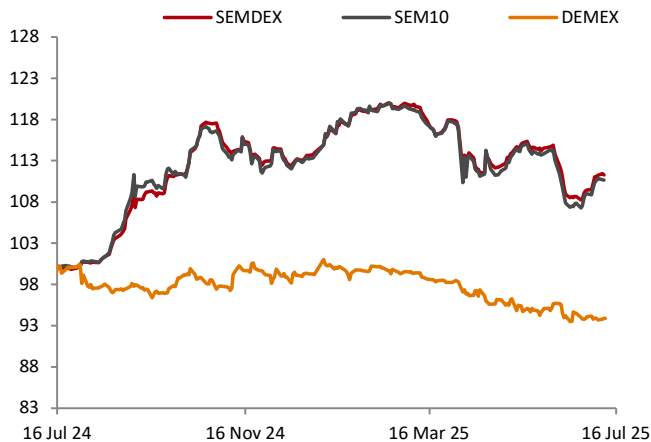
Industry: **UBP** falls to Rs75.00 (-1.6%).

Investments: **ERL** Rs25.00 (-2.9%), **FINCORP** Rs18.95 (-0.3%), **TERRA** Rs20.50 (-1.2%).

Leisure & Hotels: **ASL** falls to Rs67.00 (-0.4%), **LOTO** retreats to Rs3.98 (-0.5%), **NMH** declines further to Rs13.00 (-0.4%), **STEVENHILLS** closes lower at Rs19.30 (-0.5%) on 0.4k units.

Property: **BLL** retreats to Rs0.46 (-6.1%).















Market Indices: 1 year Trend (Rebased 100)



Market Activity

Top gainers		Top losers	
ACES	43.1%	BLUELIFE	-6.1%
CIM	8.5%	ERL	-2.9%
MUA	2.1%	UBP	-1.6%
INNODIS	2.0%	SBMH	-1.4%
		ERL	-1.2%
Most Active (Value)		Key Market Statistics	
MCBG	48.0 m	Market Cap (Rs)	309.9 bn
MDIT	4.4 m	Market Cap (USD)	6.8 bn
ALTEO	4.0 m	Market Div Yield	4.8%
ERL	2.2 m	Market P/E	6.5x
CIM.D I 124	2.0 m	FI Participation	46.9%

Summary Market Data

		Closing	ID Δ	IM Δ	3 M Δ	1 year trend
Mauritius						
SEMDEX	↑	2,359.24	0.0%	3.1%	-0.0%	
SEM-ASI	↑	2,108.00	0.2%	3.4%	0.4%	
SEM-VWAP	↑	2,108.27	0.0%	3.4%	0.4%	
SEM10	↑	440.92	0.2%	4.0%	-0.1%	
DEMEX	↓	223.67	-0.2%	0.5%	-3.3%	
Global Indices						
Japan: Nikkei 225	↑	39,678.02	0.6%	4.9%	15.8%	
US: S&P 500	↓	6,243.76	-0.4%	4.5%	15.7%	
UK: FTSE 100	↓	8,938.32	-0.7%	1.0%	8.4%	
Europe: Euro Stoxx 50	↓	5,354.17	-0.3%	1.2%	7.7%	
Emerging Market Indices						
Brazil: IBOVESPA	↓	135,250.1	-0.0%	-1.4%	4.6%	
Russia: MICEX	↑	2,756.95	1.6%	0.2%	-1.7%	
India: SENSEX	↑	82,570.91	0.4%	1.8%	7.6%	
China: Shanghai Comp	↓	3,505.00	-0.4%	3.8%	7.3%	
South Africa: JSE All Share	↑	97,019.36	0.2%	1.8%	8.4%	

Commodities		Closing	ID Δ	12M Δ	Currencies		Closing	ID Δ	12M Δ
Oil (Brent)	↓	68.71	-0.7%	-19.0%	USDMUR	↑	46.17	0.6%	-1.9%
Gold	↓	3,324.55	-0.6%	37.2%	EURMUR	↑	53.88	0.06%	3.2%
Platinum	↓	1,368.52	-0.0%	36.9%	GBPMUR	↑	62.12	0.3%	0.1%

Selected stocks		Closing	VWAP	P/E	FIP	FIS	ID Δ	1M Δ	3M Δ
SEM-10									
MCBG	↓	450.00	450.99	7.07	30.2 m	29.7 m	-0.1%	6.1%	0.4%
IBLL	→	30.00	30.00	6.28	-	-	-	-	-9.0%
SBMH	↓	5.64	5.73	3.40	0.1 m	0.2 m	-1.4%	0.7%	-8.1%
EMTEL	→	20.55	20.55	33.69	-	-	-	-1.9%	-2.1%
PBL	→	625.00	625.00	9.42	-	-	-	0.6%	0.8%
CIEL	→	8.48	8.28	5.11	-	-	-	7.3%	-0.2%
CIM	↑	15.90	14.65	9.04	-	-	8.5%	-3.9%	-3.9%
ASCENCIA	→	18.00	18.00	7.38	-	-	-	-2.7%	-0.6%
VIVO	→	438.00	438.00	24.86	-	-	-	1.8%	9.4%
ENL	→	4.80	4.83	0.86	0.1 m	0.1 m	-	-82.2%	-79.0%
DEM Most Active (3-month average)									
PHIN	→	430.25	430.25	7.3	-	-	-	0.1%	5.0%
LAVASTONE	→	1.31	1.31	5.2	-	-	-	-	-9.7%
MIWA	→	0.19	0.19	7.6	-	-	-	-13.6%	-13.6%

Latest Upcoming Entitlements

Ann. Date	Company	Market	Event	Type	Rs/share	Ex date	Payment Date
27-Jun-25	AFREXIM	Official	Dividend	Final	USD 0.303	14-Aug-25	29-Aug-25
27-Jun-25	BLL	Official	Dividend	Final	0.02	14-Jul-25	30-Sep-25
27-Jun-25	PAD	Official	Dividend	Interim	0.50	14-Jul-25	28-Jul-25
27-Jun-25	UBP	Official	Dividend	Final	1.75	15-Jul-25	30-Sep-25
27-Jun-25	CIEL	Official	Dividend	Final	0.32	14-Jul-25	30-Jul-25
26-Jun-25	ALTEO	Official	Dividend	Final	0.66	10-Jul-25	28-Jul-25

Latest Announcements

Date	Company	Details
9-Jul-25	MCBG	The Board of MCBG approved the issuance of 2,110,884 new ordinary shares following scrip dividend elections, employee share option exercises, and preference share conversions. These shares will be listed on the SEM and available for trading as from 10 July 2025. The total number of ordinary shares in issue now stands at 261,534,755.
27-Jun-25	CIEL	The Board of Directors of CIEL have informed its shareholders and the public at large that Mr. P. Arnaud Dalais will retire as Chairman of the Board with effect from 1 July 2025. He will remain a non-executive director of the Company. This transition follows a structured succession process as previously communicated on 8 December 2022 and 7 December 2023. The Board has appointed Mr. Jean-Pierre Dalais as the new Chairman of CIEL, effective from 1 July 2025. Mr. Jean-Pierre Dalais served as Group Chief Executive from 2017 to 2024 and was appointed Vice-Chairman of the Board last year.

MCB Securities Ltd (the "Company") issues from time to time publications on specific companies, groups or sectors. Our publications should not be construed as offers or solicitations to buy or sell securities. The information and opinions contained therein have been compiled or arrived at by the Company from sources believed to be reliable and in good faith, but no representation or warranty, express or implied, is made as to their accuracy, completeness or correctness. All our opinions and estimates constitute the Company's own judgment as at respective dates of issue and are subject to change without notice. Our publications are published for the assistance of recipients, but are not to be relied upon as authoritative or taken in substitution for the exercise of judgment by any recipient. Neither the Company, nor any of its director, officer or employee accepts any liability whatsoever for any direct or consequential loss arising from any use of our publications. Furthermore, our publications may not be reproduced, distributed or published in whole or in part for any purpose, unless prior authorization is obtained from the Company. Further, these publications are always subject to our legal notices and disclaimers found on our website:

<http://www.mcbscm.mu/legal>

For trading please contact:

Telephone: (+230) 202 5850

Email: mcbscurities.executions@mcbscm.mu

MCB Securities Ltd
Sir William Newton St, Port Louis

Website: www.mcbscm.mu