

### EMTEL retreats to Rs20.00

|        |   |          |        |   |        |       |   |        |
|--------|---|----------|--------|---|--------|-------|---|--------|
| Semdex | ↓ | 2,356.51 | Sem-10 | ↑ | 441.85 | Demex | ↓ | 223.24 |
|--------|---|----------|--------|---|--------|-------|---|--------|

The **SEMDEX** moves lower to 2,356.51 (-0.2%). Market Value Traded (MVT) for the day amounts to Rs59.5m on a volume of 2.8m shares.

Foreigners are net buyers with foreign sales of Rs7.2m compared to foreign purchases of Rs23.2m.

**EMTEL** falls by -2.4% to close at Rs20.00. Value traded for the day amounts to Rs4.5m, accounting for 7.6% of total market turnover. At the current price, its market capitalization stands at Rs9.1bn.

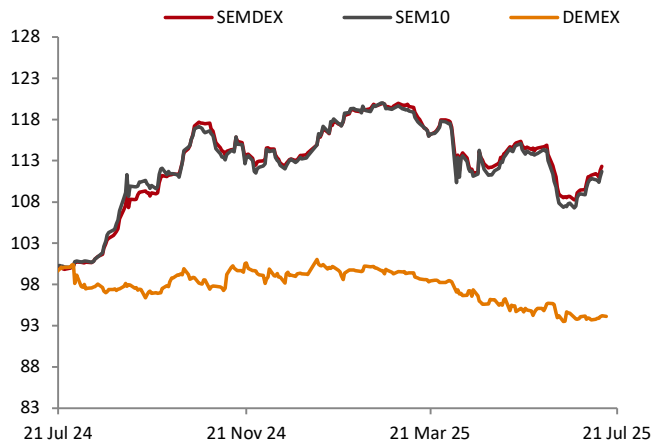
**Finance: MCBG** rises to Rs453.50 (+0.6%), **SBMH** gains +0.4% to close at Rs5.60.

**Commerce: VIVO** progresses to Rs439.00 (+0.2%)

**Investments: ERL** Rs24.00 (-2.0%), **CIEL** Rs8.30 (-2.1%), **MDIT** Rs1.98 (-5.3%), **PAD** Rs24.00 (-10.3%).

**Leisure & Hotels: NMH** inches lower to Rs13.00 (-0.8%) with value traded for the day of Rs5.2m, **LUX** moves up to Rs49.10 (+0.1%).















### Market Indices: 1 year Trend (Rebased 100)



### Market Activity

| Top gainers         |        | Top losers            |          |
|---------------------|--------|-----------------------|----------|
| MCBG                | 0.6%   | PAD                   | -10.3%   |
| SBMH                | 0.4%   | ERL                   | -5.3%    |
| VIVO                | 0.2%   | EMTEL                 | -2.4%    |
| LUX                 | 0.1%   | CIEL                  | -2.1%    |
|                     |        | ERL                   | -2.0%    |
| Most Active (Value) |        | Key Market Statistics |          |
| CMSP2               | 18.6 m | Market Cap (Rs)       | 309.5 bn |
| MCBG                | 13.8 m | Market Cap (USD)      | 6.8 bn   |
| NMH.O               | 5.2 m  | Market Div Yield      | 4.8%     |
| EMTEL               | 4.5 m  | Market P/E            | 6.5x     |
| SBMH                | 4.2 m  | FI Participation      | 26.0%    |

### Summary Market Data

|                                |   | Closing   | ID Δ  | IM Δ  | 3 M Δ | 1 year trend  |
|--------------------------------|---|-----------|-------|-------|-------|---|
| <b>Mauritius</b>               |   |           |       |       |       |   |
| SEMDEX                         | ↓ | 2,356.51  | -0.2% | 2.8%  | 0.2%  |  |
| SEM-ASI                        | ↓ | 2,106.84  | -0.2% | 3.3%  | 1.0%  |  |
| SEM-VWAP                       | ↓ | 2,111.19  | -0.2% | 3.3%  | 1.2%  |  |
| SEM10                          | ↑ | 441.85    | 0.1%  | 3.7%  | 0.4%  |  |
| DEMEX                          | ↓ | 223.24    | -0.0% | -0.7% | -2.9% |  |
| <b>Global Indices</b>          |   |           |       |       |       |   |
| Japan: Nikkei 225              | ↓ | 39,819.11 | -0.2% | 2.4%  | 14.7% |  |
| US: S&P 500                    | ↓ | 6,296.79  | -0.0% | 5.3%  | 19.2% |  |
| UK: FTSE 100                   | ↑ | 8,992.12  | 0.2%  | 1.7%  | 8.7%  |  |
| Europe: Euro Stoxx 50          | ↓ | 5,359.23  | -0.3% | 1.8%  | 8.6%  |  |
| <b>Emerging Market Indices</b> |   |           |       |       |       |   |
| Brazil: IBOVESPA               | ↓ | 133,381.6 | -1.6% | -3.8% | 2.9%  |  |
| Russia: MICEX                  | ↑ | 2,784.63  | 0.4%  | -0.3% | -3.1% |  |
| India: SENSEX                  | ↓ | 81,757.73 | -0.6% | 0.4%  | 4.1%  |  |
| China: Shanghai Comp           | ↑ | 3,534.48  | 0.5%  | 4.3%  | 7.9%  |  |
| South Africa: JSE All Share    | ↑ | 98,687.07 | 1.4%  | 3.9%  | 10.3% |  |

| Commodities |   | Closing  | ID Δ  | 12M Δ  | Currencies |   | Closing | ID Δ  | 12M Δ |
|-------------|---|----------|-------|--------|------------|---|---------|-------|-------|
| Oil (Brent) | ↓ | 69.28    | -0.3% | -18.6% | USDMUR     | ↓ | 46.14   | -0.0% | -1.9% |
| Gold        | ↑ | 3,349.94 | 0.3%  | 37.0%  | EURMUR     | ↑ | 53.90   | 0.09% | 3.1%  |
| Platinum    | ↓ | 1,429.33 | -2.5% | 47.9%  | GBPMUR     | ↑ | 62.20   | 0.0%  | 0.1%  |

| Selected stocks |   | Closing | VWAP   | P/E   | FIP   | FIS    | ID Δ  | 1M Δ   | 3M Δ   |
|-----------------|---|---------|--------|-------|-------|--------|-------|--------|--------|
| <b>SEM-10</b>   |   |         |        |       |       |        |       |        |        |
| MCBG            | ↑ | 453.50  | 452.56 | 7.12  | 3.5 m | 2.3 m  | 0.6%  | 6.9%   | -2.8%  |
| IBLL            | → | 30.20   | 30.20  | 6.32  | -     | -      | -     | 0.7%   | -2.6%  |
| SBMH            | ↑ | 5.60    | 5.58   | 3.33  | -     | 3.8 m  | 0.4%  | 3.3%   | -10.0% |
| EMTEL           | ↓ | 20.00   | 20.00  | 32.79 | -     | -      | -2.4% | -4.1%  | -4.8%  |
| PBL             | → | 625.00  | 625.00 | 9.42  | -     | -      | -     | 0.6%   | 0.8%   |
| CIEL            | ↓ | 8.30    | 8.30   | 5.00  | -     | 0.17 m | -2.1% | -2.4%  | -1.2%  |
| CIM             | → | 16.00   | 16.00  | 9.88  | -     | -      | -     | 10.0%  | 4.9%   |
| ASCENCIA        | → | 18.00   | 18.01  | 7.38  | -     | -      | -     | -2.7%  | -5.3%  |
| VIVO            | ↑ | 439.00  | 439.00 | 24.91 | 0.3 m | -      | 0.2%  | 2.0%   | 9.7%   |
| ENL             | → | 4.80    | 4.80   | 0.86  | 0.2 m | 0.4 m  | -     | -83.7% | -82.5% |

#### DEM Most Active (3-month average)

|           |   |       |       |      |   |   |   |       |       |
|-----------|---|-------|-------|------|---|---|---|-------|-------|
| LAVASTONE | → | 1.25  | 1.25  | 5.0  | - | - | - | -3.8% | -0.9% |
| EUDCOS    | → | 14.90 | 14.90 | 11.0 | - | - | - | 1.7%  | 1.0%  |
| ATTITUDE  | → | 10.50 | 10.50 | 17.2 | - | - | - | 5.0%  | 5.0%  |

#### Latest Upcoming Entitlements

| Ann. Date | Company | Market   | Event    | Type    | Rs/share  | Ex date   | Payment Date |
|-----------|---------|----------|----------|---------|-----------|-----------|--------------|
| 27-Jun-25 | AFREXIM | Official | Dividend | Final   | USD 0.303 | 14-Aug-25 | 29-Aug-25    |
| 27-Jun-25 | BLL     | Official | Dividend | Final   | 0.02      | 14-Jul-25 | 30-Sep-25    |
| 27-Jun-25 | PAD     | Official | Dividend | Interim | 0.50      | 14-Jul-25 | 28-Jul-25    |
| 27-Jun-25 | UBP     | Official | Dividend | Final   | 1.75      | 15-Jul-25 | 30-Sep-25    |
| 27-Jun-25 | CIEL    | Official | Dividend | Final   | 0.32      | 14-Jul-25 | 30-Jul-25    |
| 26-Jun-25 | ALTEO   | Official | Dividend | Final   | 0.66      | 10-Jul-25 | 28-Jul-25    |

#### Latest Announcements

| Date      | Company | Details  |
|-----------|---------|--|
| 9-Jul-25  | MCBG    | The Board of MCBG approved the issuance of 2,110,884 new ordinary shares following scrip dividend elections, employee share option exercises, and preference share conversions. These shares will be listed on the SEM and available for trading as from 10 July 2025. The total number of ordinary shares in issue now stands at 261,534,755.   |
| 27-Jun-25 | CIEL    | The Board of Directors of CIEL have informed its shareholders and the public at large that Mr. P. Arnaud Dalais will retire as Chairman of the Board with effect from 1 July 2025. He will remain a non-executive director of the Company. This transition follows a structured succession process as previously communicated on 8 December 2022 and 7 December 2023. The Board has appointed Mr. Jean-Pierre Dalais as the new Chairman of CIEL, effective from 1 July 2025. Mr. Jean-Pierre Dalais served as Group Chief Executive from 2017 to 2024 and was appointed Vice-Chairman of the Board last year. |

MCB Securities Ltd (the "Company") issues from time to time publications on specific companies, groups or sectors. Our publications should not be construed as offers or solicitations to buy or sell securities. The information and opinions contained therein have been compiled or arrived at by the Company from sources believed to be reliable and in good faith, but no representation or warranty, express or implied, is made as to their accuracy, completeness or correctness. All our opinions and estimates constitute the Company's own judgment as at respective dates of issue and are subject to change without notice. Our publications are published for the assistance of recipients, but are not to be relied upon as authoritative or taken in substitution for the exercise of judgment by any recipient. Neither the Company, nor any of its director, officer or employee accepts any liability whatsoever for any direct or consequential loss arising from any use of our publications. Furthermore, our publications may not be reproduced, distributed or published in whole or in part for any purpose, unless prior authorization is obtained from the Company. Further, these publications are always subject to our legal notices and disclaimers found on our website:

<http://www.mcbscm.mu/legal>

#### For trading please contact:

Telephone: (+230) 202 5850

Email: [mcbscurities.executions@mcbscm.mu](mailto:mcbscurities.executions@mcbscm.mu)

MCB Securities Ltd  
Sir William Newton St, Port Louis

Website: [www.mcbscm.mu](http://www.mcbscm.mu)